


# Let's learn about goats!



Little bumble-bees class /  teachers-make.com




March is a great month to learn about farm animals! Today we will learn about goats.

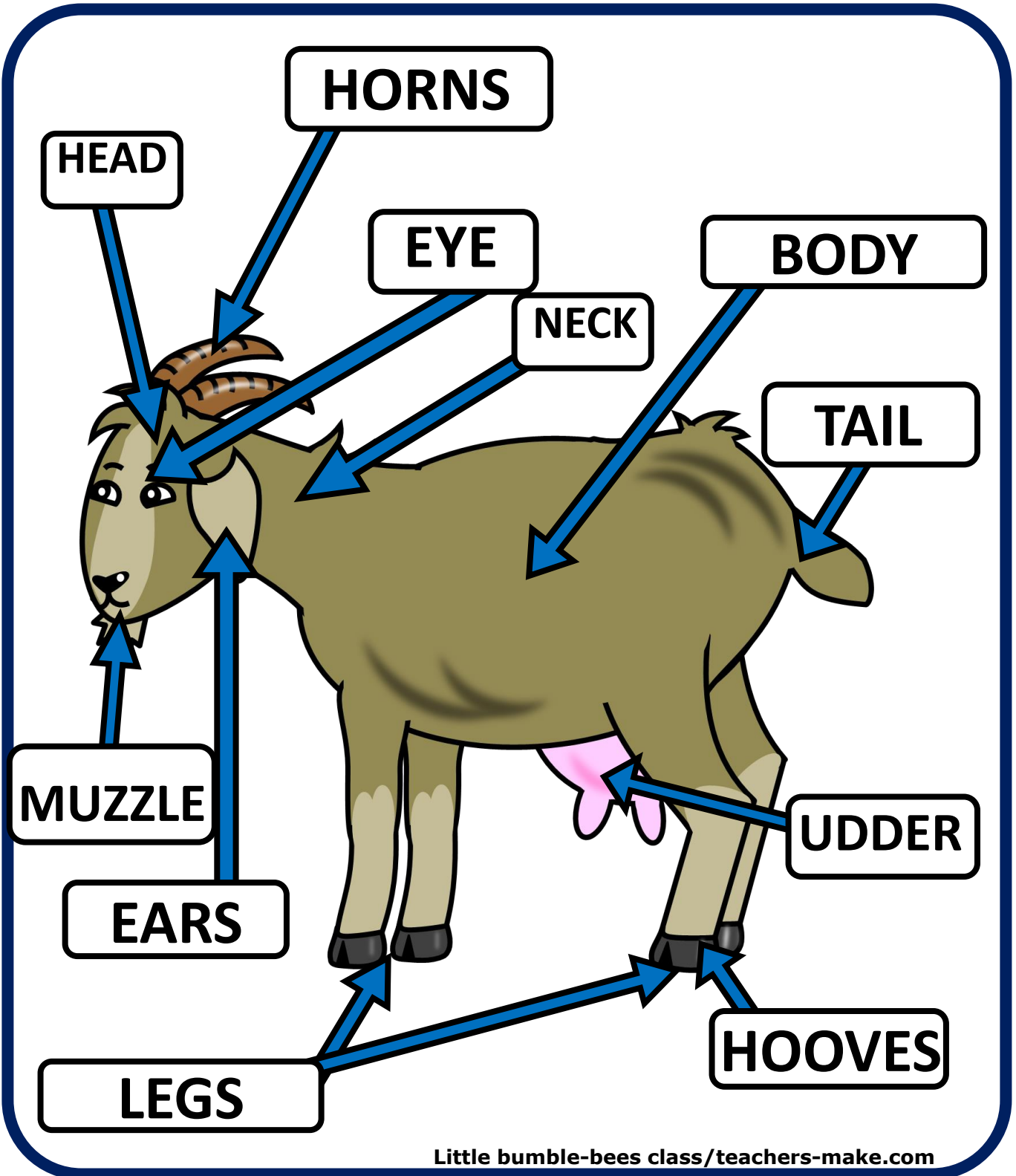
The worksheets in this product will help children and teachers/ parents create meaningful visual experiences for learning new vocabulary and facts about goats.

Use these worksheets for teaching as well as for assessment.

We recommend that you laminate the pages with a goats' body parts and facts. In this way, you can display them on the word wall that you have in your classroom. You can also put them in a folder and have the students access them whenever it is needed.



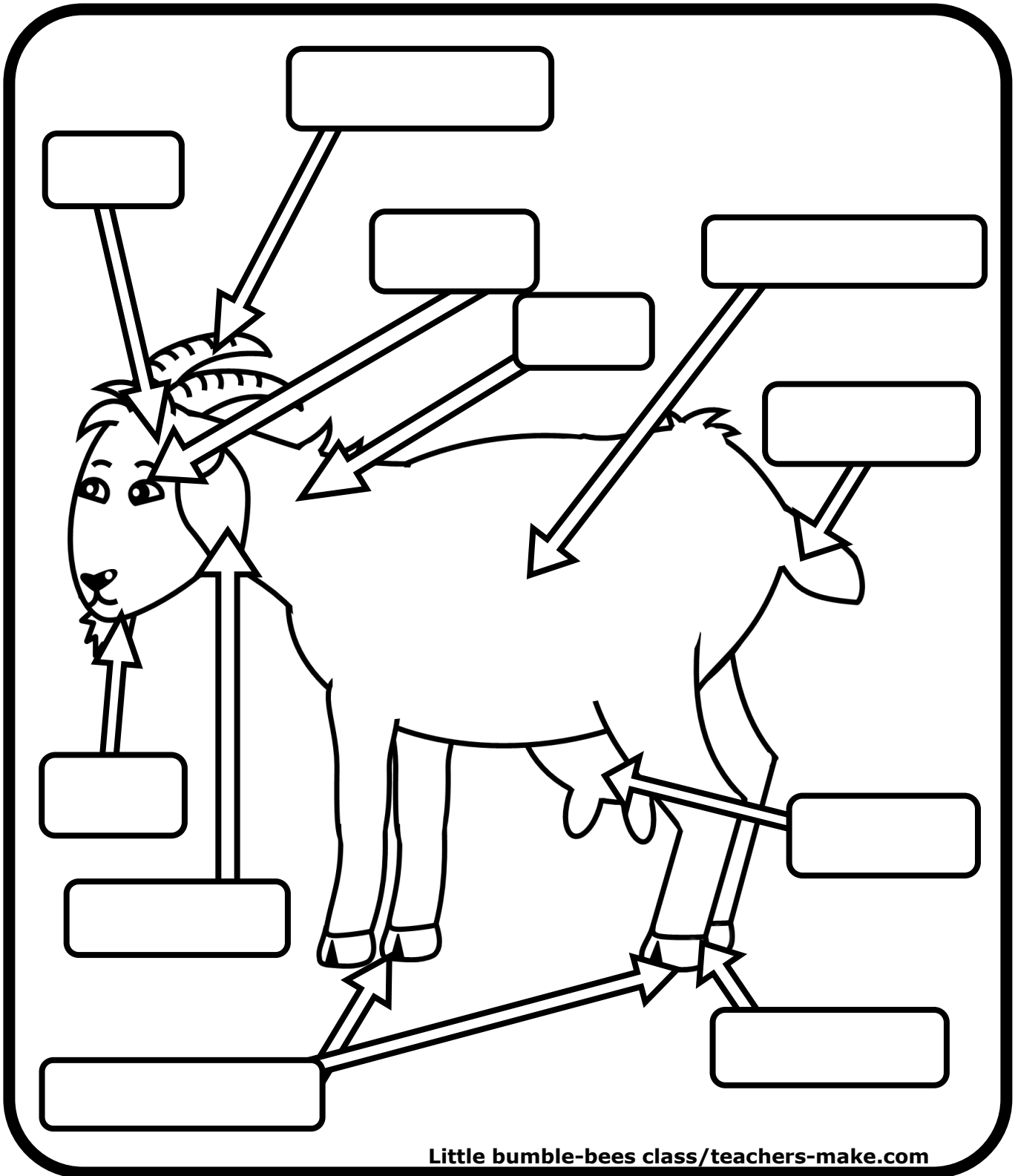
# Body parts of a goat



NAME:.....

DATE.....

Label the body parts of a goat.



NAME:.....

DATE:.....

Draw a line between each label and the corresponding body part.

**HORNS**

**HEAD**

**EYE**

**BODY**

**NECK**

**TAIL**

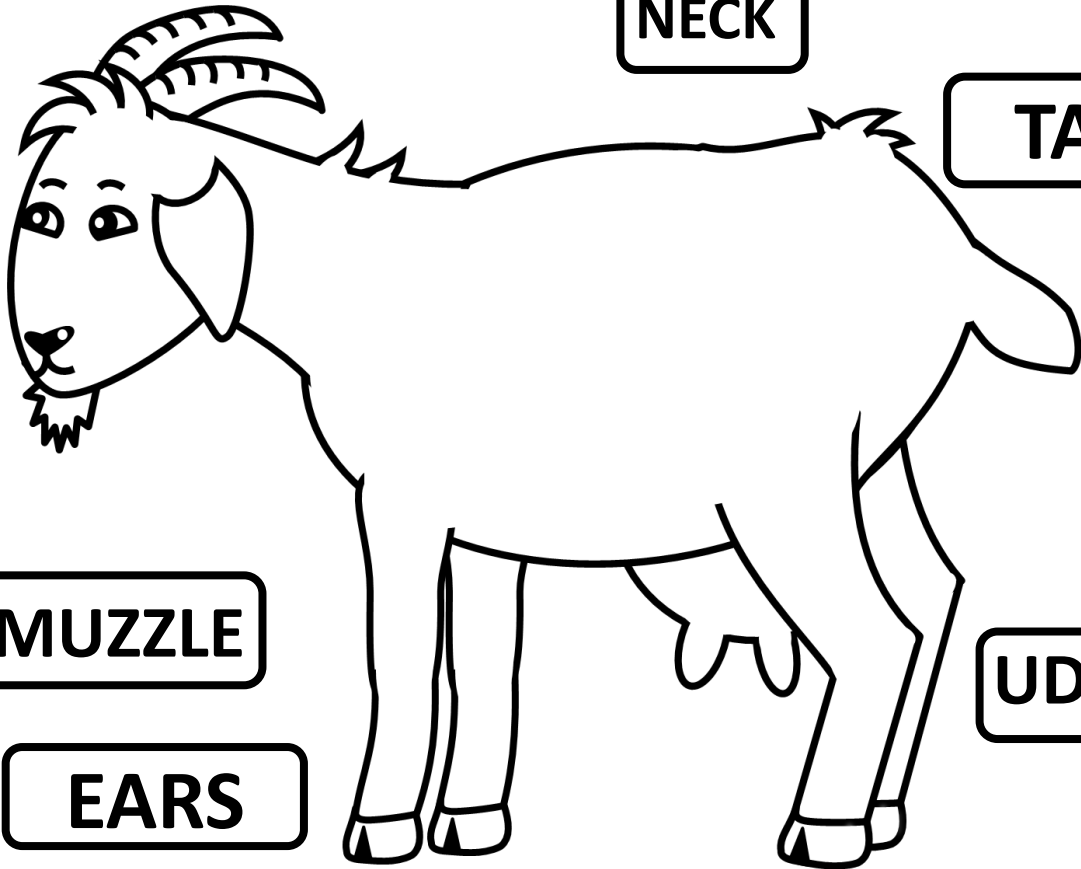
**MUZZLE**

**UDDER**

**EARS**

**LEGS**

**HOOVES**







# Facts about goats


They give birth to babies that drink milk from their mothers

Their body is covered with fur.

They are farm animals





They eat grass, hay, and vegetables



They are raised for meat, milk, and fur


# What do goats produce?




SKIN



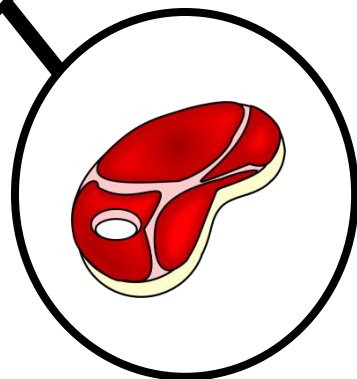
COATS AND SHOES



MILK




CHEESE



MEAT




FOOD



**BUCK  
(BILLY GOAT)**



**GOAT**



**KID**





# True or false?

NUME:.....

DATA.....

In the little boxes, write T for true statements and F for false statements about goats.

• **Goats are wild animals.**

• **Goats live in forests.**

• **Goats eat vegetables.**

• **Baby goats are called kids.**

• **Goats' skin is used for clothes.**

• **The skin of a goat is covered in fur.**


• **Goat milk is used for cheese.**

• **Baby goats drink milk from their mothers.**

NAME:.....

DATE.....


Circle the goats, kids, and Billy goats (bucks)



NAME:.....

DATE.....


Color/paint the Billy goat.



NAME:.....

DATE.....


Color/paint the goat.



NAME:.....

DATE.....

Color/paint the kid.





This product is created by the Little bumble-bees class for teachers-make.com (proiectuldeseara.com).

When you obtained it, you obtained just one license. Please do not post this material on Facebook or blogs where it can be downloaded. Please post the link of the blog proiectuldeseara.com where it can be found.

This product, along with all educational products created by the teachers-make.com, are protected by the Digital Millennium Copyright Act.

You can find us with other clipart and educational activities on TPT:

[Little bumble-bees class Teaching Resources | Teachers Pay Teachers](#)

