


Fun worksheets


For little and special learners





First, color with a gray crayon the wolves facing right. Next, color with a brown crayon the pencils facing left.



Color with a green crayon the trees that are behind the wolves, and with a brown crayon the trees that are in front of the wolves.




Color with a blue crayon, the wolves that are looking up, and the other wolves with a blue crayon.




Color the hat and scarf of the baby wolf in the middle of the row with a red crayon.






Color the log near the baby wolf on the right side of the row with a brown crayon.



Color the bow of the baby girl wolf on the left side of the row with a pink crayon .



Count and write the numbers in the empty boxes at the bottom of the page.



This product is created by the <http://teachers-make.com>.

When you obtained it, you obtained just one license. Please do not post this material on Facebook or blogs where it can be downloaded. Please post the link of the blog proiectuldeseara.com where it can be found.

This product, along with all educational products created by the teachers-make.com, are protected by the Digital Millennium Copyright Act.

The clipart used for creating these worksheets is created by [Little bumblebees class Teaching Resources | Teachers Pay Teachers](#)