

FRUCTE DE VARĂ




PSIHOMOTRICITATE

Fișe create de Claudia Goga










<http://teachers-make.com>









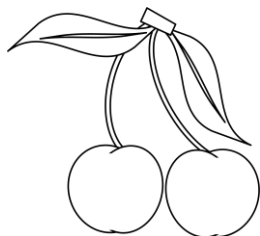


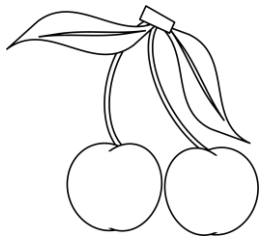
Colorați cu roșu căpșunile cu codița în sus și cu portocaliu pe cele cu codița în jos.





Colorați cu roșu feliile de lubeniță cu vârful orientat spre dreapta, și cu verde pe cele cu vârful spre stânga







Încercuiți cu roșu mulțimea cireșele și cu portocaliu mulțimea piersicilor. Care fructe sunt mai multe?



Colorați cu negru murele de deasupra gardului și cu verde pepenii aflați dedesubtul gardului



Tăiați cu o linie elementele diferite din fiecare rând.



Acest material este creat de <http://teachers-make.com> (proiectuldeseară.com). Atunci când l-ați obținut ați intrat în posesia unei singure licențe. Vă rugăm să nu postați acest material pe facebook sau bloguri de unde poate fi descărcat. Vă rugăm să postați linkul de pe blogul <http://teachers-make.com> unde poate fi găsit.

Acest produs, împreună cu toate produsele educaționale create de <http://teachers-make.com> sunt protejate de Digital Millenium Copyright Act.

<http://teachers-make.com>

Clipartul folosit în crearea acestui material au fost achiziționate de pe:

pixabay.com.

[Little bumble-bees class Teaching Resources | Teachers Pay Teachers](#)